

Tel: 86-0572-2266665  
 Web: www.joanlab.com  
 E-mail: info@joan-lab.com  
 181 Gangfeng Road, Wuxing District, Huzhou City, Zhejiang Province



## User manual



## III: Product introduction

Joanlab overhead stirrer adopts international advanced design concept and manufacturing technology, with smooth and popular appearance, with compact and sturdy structure, as well as strong versatility, easily operation, which make it a good scientific research equipment.



This overhead stirrer is mainly used to stir the high-viscosity liquids, such as mixed liquid and solid-liquid mixture.

## II: Product overview



## I: Product brief

## IV: Product data

Model	OS-5	OS-10	OS-15S	OS-30S
Product Name	Overhead Stirrer			
Picture				
Speed Range	200-1500rpm	100-1000rpm	100-2000rpm	50-1200rpm
Speed Increment	/	/	10rpm	10rpm
Timing	/	/	1min-23h59min	1min-23h59min
Max Amount Of Stirring(H <sub>2</sub> O)	5L	10L	10L	20L
Max Viscosity	5000mPas	10000mPas	8000mPas	16000mPas
Motor	有刷电机	有刷电机	Brushless Motor	Brushless Motor
Max Torque	10N.cm	20N.cm	15N.cm	30N.cm
Clamping Diameter Range Of Drill Chuck	1-10mm	1-10mm	1-10mm	1-10mm
Power	20W	25W	30W	36W
Size	145*70*195mm			
Voltage	AC100-240V			

## V: Correct usage

/// Basic usage

### Application

> It is mainly used to stir those liquids featuring high-viscosity, mixed and solid.

### Usage

> It is widely used for experiments from different fields, such as academy, sanitation, environmental protection, chemical engineering and medical treatment.

- 3 -


## Delivery list

- > Mainframe   >Power cord   >Support bracket   >Plate stand
- >Centrifugal stirrer   >boss head clip   >Container fixator(optional)
- >Spanner   >User manual



## Delivery List of single host.

- > Mainframe   >Power cord   >Support bracket   >Centrifugal stirrer
- >Spanner   >User manual



- 5 -

## Steps for usage

### OS-5/OS-10

- > Plug in the plug and turn to the right to turn on the power
  - > Rotate to adjust the speed
  - > Turn left to turn off the power
- (Remark: this model without timing.)

### OS-15S/OS-30S

- > Plug in and turn on the power
- > Single press the knob to switch station(revolution and time)
- > Turn the knob to adjust the required parameters after selecting the station (time --: -- continuous running mode)
- > It starts when you press the knob for 2 seconds
- > It stops when you single press the knob during the using process.

Attention: You are only allowed to adjust the rotation during the using process, while the time is not allowed.(It will be confirmed automatically after 2 seconds when you adjust the knob to the proper parameters)

### ▲ Instrument using environment

- > Indoor use
- > Altitude: ≤2000m
- > The working temperature range of the instrument is +5℃~+40℃
- > The applicable temperature range of the instrument is ≤80%
- > There is no vibration and airflow that affect performance around
- > There is no conductive dust, explosive gas or corrosive gas in the surrounding air
- > Keep a safety distance of 10cm before and after the instrument is working

### ▲ Safety Precautions

- > It is strictly forbidden to unplug and plug the power connector and toggle the power button when the hands are wet with liquid!
- > It is strictly forbidden to unplug the power plug when the instrument is live!
- > It is strictly forbidden to maintain and clean the instrument when it is powered on!
- > It is strictly forbidden to install the instrument on an uneven, swaying and vibrating work surface!

- 4 -

## Product conformity certificate

Product Name : Overhead Stirrer

Model number :  OS-5    OS-10    OS-15S    OS-30S

Production date : \_\_\_\_\_

- 6 -